



104 SERIES DIN



Manufactured according to ISO 5675 norm, DN13 size meets also ISO 7241-A requirements.
Poppet Valve or Ball closing system.
BSP, NPTF, SAE/ORB threads. Others available upon request.

• Materials

Body: Carbon Steel EN -10277-3, AISI 303 / AISI 316 /
BRASS DIN EN-12164
Seals: NBR, Viton or EPDM
Back-Up-Ring: PTFE
Balls: AISI 1010/1015
Springs: Carbon Steel
DIN 17233/84(B)

• **Applications:** Designed for Oil hydraulic Applications according to European Directive 97.23.EC

• Equivalence

FASTER NV-NS
AEROQUIP FD76
PARKER 4000
SNAP-TITE 60

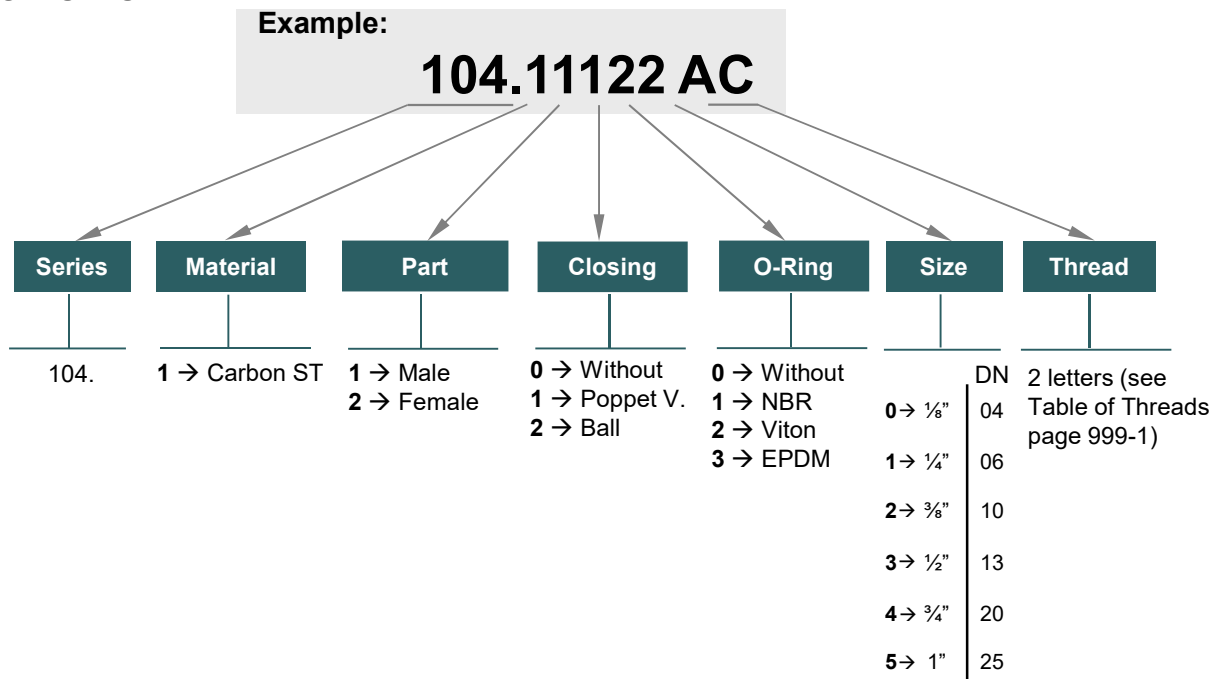
• Working temperature (Seals)

	NBR	Viton	EPDM
+	+100°C	+200°C	+150°C
-	-30°C	-10°C	-40°C

• **Sectors:** Industrial, Agricultural

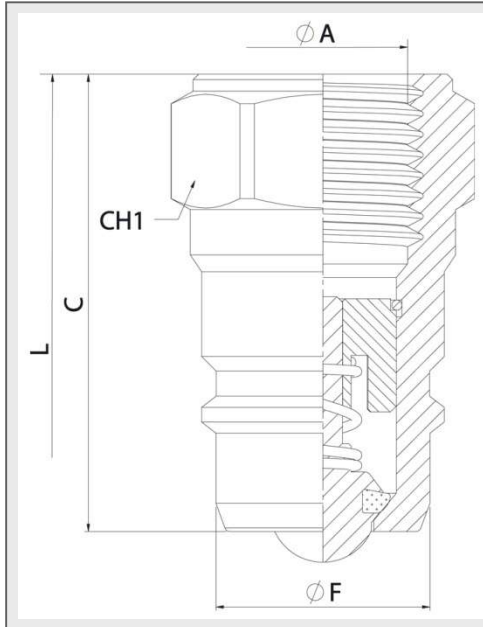


MODEL STRUCTURE





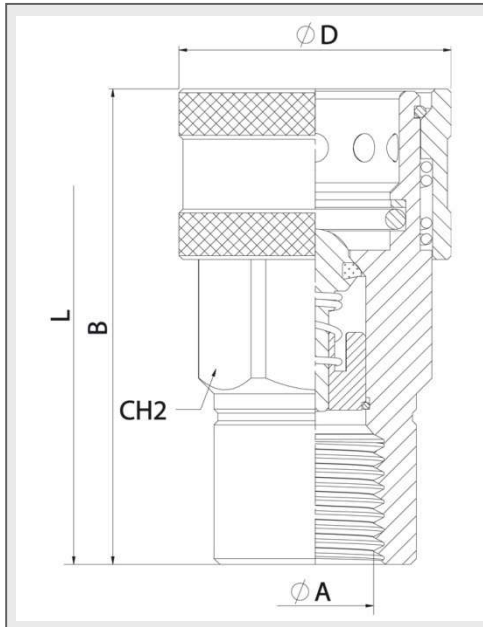
104 SERIES DIN



MALE				
DN	CH1	C	ØF	L
06	19	36	14,20	72
10	24	40,50	18,95	81
13	27	46	20,56	87,50
		48		89,50
20	30	50	27,95	91,50
		56		112
25	41	63	31,30	126

STANDARD MODELS (POPPET)				
DN	ØA	MALE	FEMALE	
06	1/4" BSP	104.11111AB	104.12111AB	350Bar
		104.11111BB	104.12111BB	
		104.11111GC	104.12111GC	
10	3/8" BSP	104.11112AC	104.12112AC	300Bar
		104.11112BC	104.12112BC	
		104.11113AD	104.12113AD	
13	1/2" NPTF	101.11113BD	101.12113BD	300Bar
		101.11113GF	101.12113GF	
		101.11113GH	101.12113GH	
20	3/4" BSP	104.11114AE	104.12114AE	250Bar
		104.11114BE	104.12114BE	
		104.11115AF	104.12115AF	
25	1" NPTF	104.11115BF	104.12115BF	220Bar
		104.11115BF	104.12115BF	

Manufactured according to ISO 5675 norm



FEMALE				
DN	CH2	B	ØD	L
06	22	53,50	27	72
10	27	61	35	81
				87,50
13	30	63,50	38	89,50
				91,50
20	38	85	48	112
25	46	96,50	55	126

STANDARD MODELS (BALL)				
DN	ØA	MALE	FEMALE	
06	1/4" BSP	104.11211AB	104.12211AB	350Bar
		104.11211BB	104.12211BB	
		104.11211GC	104.12211GC	
10	3/8" BSP	104.11212AC	104.12212AC	300Bar
		104.11212BC	104.12212BC	
		104.11213AD	104.12213AD	
13	1/2" NPTF	101.11213BD	101.12213BD	300Bar
		101.11213GF	101.12213GF	
		101.11213GH	101.12213GH	
20	3/4" BSP	104.11214AE	104.12214AE	250Bar
		104.11214BE	104.12214BE	
		104.11215AF	104.12215AF	
25	1" NPTF	104.11215BF	104.12215BF	220Bar
		104.11215BF	104.12215BF	

Manufactured according to ISO 5675 norm

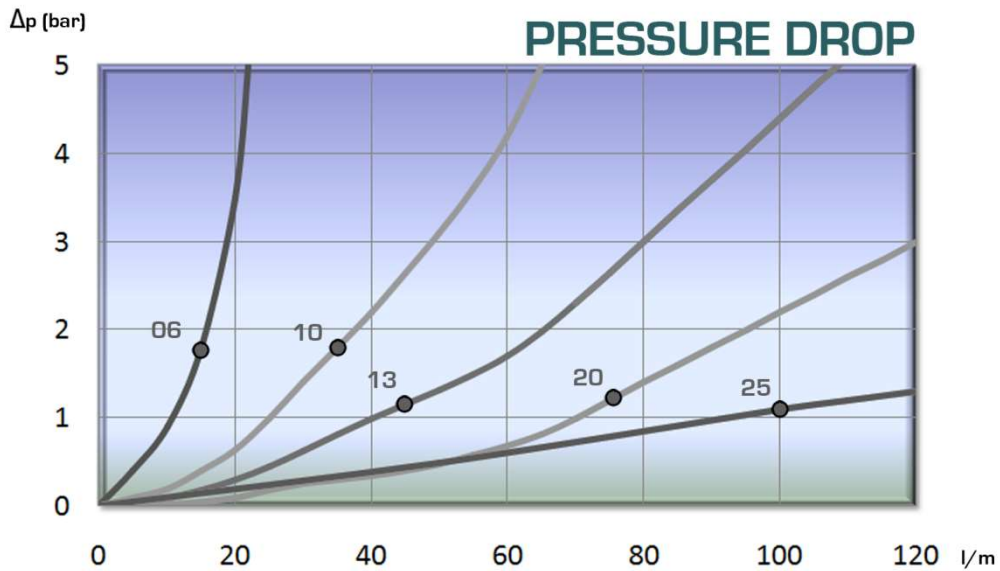




104 SERIES DIN



TECHNICAL DATA					
DN	Rated Flow	Min Burst Pressure (bar)			Max. Working Pressure*
		Male	Female	Coupled	
06	15 l/m	1650	1800	1400	350 Bar
10	35 l/m	1250	1350	1200	300 Bar
13	45 l/m	1200	1300	1200	300 Bar
20	74 l/m	1030	1200	1000	250 Bar
25	100 l/m	950	980	920	220 Bar





104 SERIES DIN PLUGS & CAPS

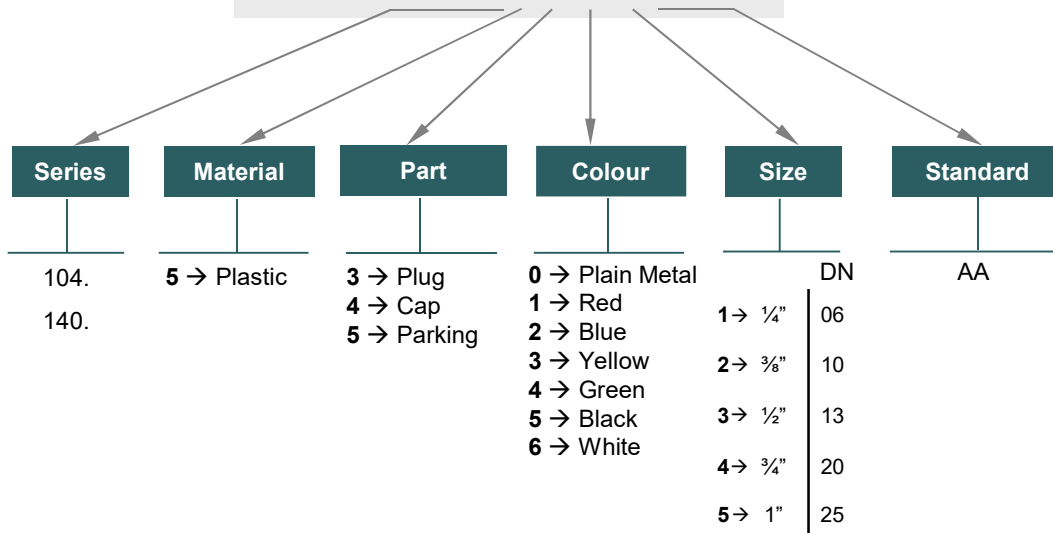



DIN SERIES PLUGS/ CAPS have been designed to protect FEMALE (coupler) or MALE (nipple) parts while they are disconnected.
They have been manufactured according to ISO 5675 norm, DN13 size meets also ISO7241-A requirements

MODEL STRUCTURE For plugs and caps


Example:

104.5353 AA





PLUG						
DN	RED	BLUE	YELLOW	GREEN	BLACK	WHITE
06	*	*	*	*	104.5351AA	*
10	*	*	*	*	104.5352AA	*
13	*	*	*	*	101.5353AA	*
20	*	*	*	*	104.5354AA	*
25	*	*	*	*	104.5355AA	*



CAP						
DN	RED	BLUE	YELLOW	GREEN	BLACK	WHITE
06	*	*	*	*	104.5451AA	*
10	*	*	*	*	104.5452AA	*
13	*	*	*	*	101.5453AA	*
20	*	*	*	*	104.5454AA	*
25	*	*	*	*	104.5455AA	*

* NOT AVAILABLE

