



107 SERIES PSM

PUSH-PULL
MULTI-THREADS



Manufactured according ISO 7241-A norm
(Size 13 – 1/2" meets also ISO 5675 requirements).

TECHNICAL SPECIFICATIONS

Operating pressure:	Up to 270 Bar
Materials:	Body: Carbon Steel EN 10277-3
	O-rings: NBR / VITON / EPDM
	Back-up-ring: PTFE
	Springs: EN 10270-1/SH
	Balls: AISI 1010/1015
Available Threads:	BSP / NPTF / SO 9974 (DIN3852) DIN 2353 (ISO 8434-1) / ISO 11926 (J1926)*
Closing System:	Poppet Valve or Ball / C.U.R.P.**
Connection / Disconnection	Push / Pull
Connection Under Pressure:	Not Allowed / Only C.U.R.P. version

Available Size: 3/8" y 1/2"

Working Temperature (O-rings)

	NBR	Viton	EPDM
	+100°C	+200°C	+150°C
	-30°C	-10°C	-40°C

Sectors: Industrial / Agricultural



Applications: Designed for Hydraulic Oil (Group II-2014/68/EU)

Interchange: FASTER PV – CPV - ARGUS SVK
PARKER 4200

*Others upon request.

MODEL STRUCTURE

Example:

107.12113 KF

Series	Material	Part	Closing	O-rings	Size (S)	Thread
102. (Male)	1 Carbon St.	1 Male	0 Without	0 Without	2 10	3/8"
107. (Female)		2 Female	1 Poppet	1 NBR	3 13	1/2"
			2 Ball	2 VITON		
			3 C.U.R.P.	3 EPDM		

** (S) 13 - 1/2" available only.

107-1

INTEVA reserves the right to make modifications to its products without prior notice. Any external or internal alterations to our products will automatically void the warranty.

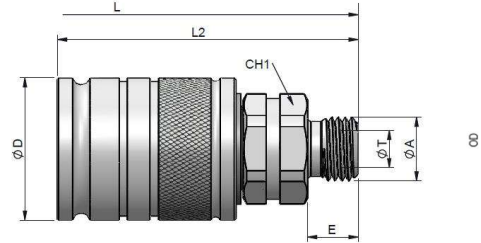
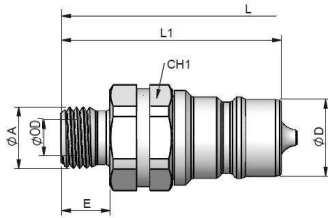


v10

107 SERIES PSM

MALE THREAD 24° CONE
DIN 2353 (ISO 8434-1)

(S) 10 - 3/8"

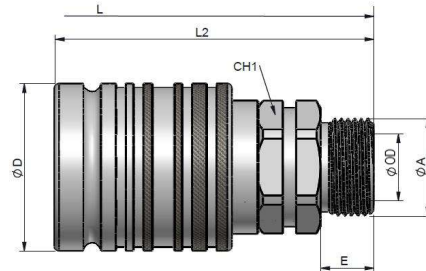
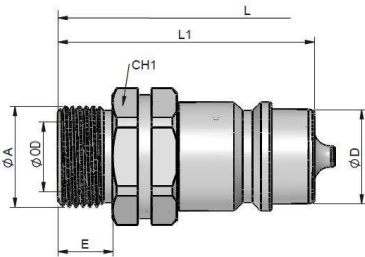


STANDARD MALE MODELS

STANDARD FEMALE MODELS

(S)	ØA		OD		L	REF.	CH1	L1	ØF	E	REF.	CH2	L2	ØD	E
10	M12x1.5	LIGHT	6L	270	97	102.11112JB	22	49.6	17.30	12	107.12112JB	22	65.50	31	12
	M14x1.5		8L			102.11112JC					107.12112JC				
	M16x1.5		10L			102.11112JD					107.12112JD				
	M18x1.5		12L			102.11112JE					107.12112JE				
	M16x1.5	HEAVY	8S			102.11112KD					107.12112KD				
	M18x1.5		10S			102.11112KE					107.12112KE				
	M20x1.5		12S			102.11112KF					107.12112KF				
	3/8" BSP		-			102.11112AN					107.12112AN				

(S) 13 - 1/2"



C.U.R.P.
System available
Allows connection under
residual pressure.

STANDARD MALE MODELS

STANDARD FEMALE MODELS

(S)	ØA		OD		L	REF.	CH1	L1	ØF	E	REF.	CH2	L2	ØD	E
13	M14x1.5	LIGHT	8L	250	106	102.11113JC	27	56	20.56	12	107.12113JC	27	72	37.80	12
	M16x1.5		10L			102.11113JD					107.12113JD				
	M18x1.5		12L			102.11113JE					107.12113JE				
	M22x1.5		15L			102.11113JG					107.12113JG				
	M26x1.5		18L			102.11113JI					107.12113JI				
	M18x1.5	HEAVY	10S			102.11113KE					107.12113KE				
	M20x1.5		12S			102.11113KF					107.12113KF				
	M22x1.5		14S			102.11113KG					107.12113KG				
	M24x1.5		16S			102.11113KH					107.12113KH				
	M30x2.0		20S			102.11113KJ					107.12113KJ				

107-2

INTEVA reserves the right to make modifications to its products without prior notice. Any external or internal alterations to our products will automatically void the warranty.



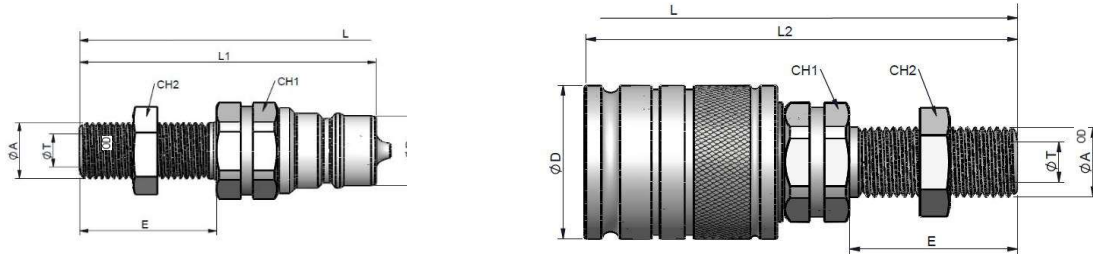
v10



107 SERIES PSM

MALE THREAD BULKHEAD 24° CONE
DIN 2353 (ISO 8434-1)

(S) 10 - 3/8"

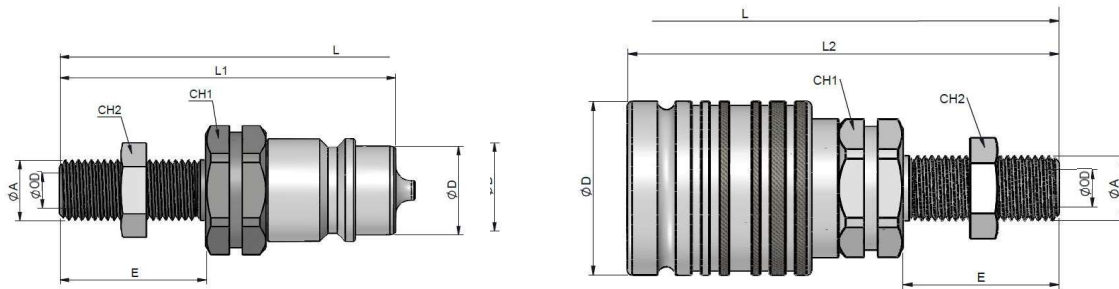


STANDARD MALE MODELS

STANDARD FEMALE MODELS

(S)	ØA		OD		L	REF.	CH1	CH2	L1	ØD	REF.	CH2	CH3	L2	ØD
10	M12x1.5	LIBERA	6L	270	141	102.11112LB	22	17	71.5	17.30	102.12112LB	22	17	87.5	31
	M14x1.5		8L			102.11112LC		19			102.12112LC		19		
	M16x1.5		10L			102.11112LD		22			102.12112LD		22		
	M18x1.5	12L	102.11112LE			24		102.12112LE			24				
	M16x1.5	HEAVY	8S			102.11112MD		24			102.12112MD		24		
	M18x1.5		10S			102.11112ME		24			102.12112ME		24		
	M20x1.5		12S			102.11112MF		27			102.12112MF		27		

(S) 13 - 1/2"



C.U.R.P.
System available
Allows connection under
residual pressure.

STANDARD MALE MODELS

STANDARD FEMALE MODELS

(S)	ØA		OD		L	REF.	CH1	CH2	L1	ØD	REF.	CH2	CH3	L2	ØD
13	M14x1.5	LIGHT	8L	250	150	102.11113LC	27	19	78	20.56	107.12113LC	27	19	78	37.80
	M16x1.5		10L		152	102.11113LD		30	79		107.12113LD		30		
	M18x1.5		12L		130	102.11113LE		24	68		107.12113LE		24		
	M22x1.5		15L		152	102.11113LG		27	79		107.12113LG		27		
	M26x1.5		18L		106	102.11113LI		30	56		107.12113LI		30		
	M18x1.5	HEAVY	10S		130	102.11113ME		24	68		107.12113ME		24		
	M20x1.5		12S		152	102.11113MF		27	79		107.12113MF		27		
	M22x1.5		14S		152	102.11113MG		27	79		107.12113MG		27		
	M24x1.5		16S		152	102.11113MH		30	79		107.12113MH		30		
	M30x2.0		20S		152	102.11113MJ		30	36		79		107.12113MJ	30	

107-3



v10

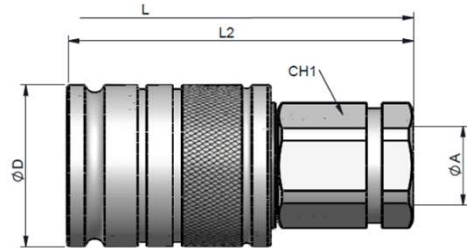
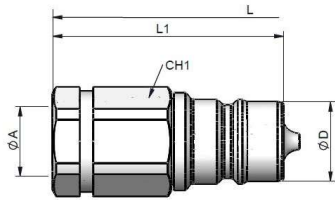
INTEVA reserves the right to make modifications to its products without prior notice. Any external or internal alterations to our products will automatically void the warranty.



107 SERIES PSM



FEMALE THREAD
BSP / NPTF / ISO 9974 (DIN3852)
ISO 11926 (J1926)

(S) 10 - 3/8"

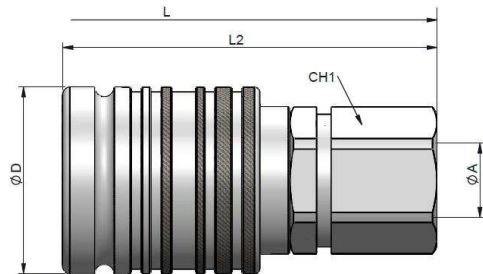
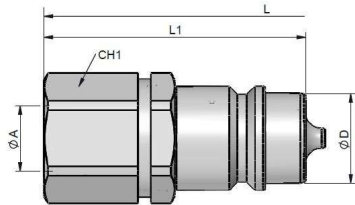


STANDARD MALE MODELS

STANDARD FEMALE MODELS



(S)	ØA	L		REF.	CH1	L1	ØF	REF.	CH1	L1	ØF
10	1/4" BSP	99		102.11112AB	22	50.5	17.30	107.12112AB	22	66.5	31
	1/4" NPTF			102.11112BB				107.12112BB			
	3/8" BSP			102.11112AC				107.12112AC			
	3/8" NPTF			102.11112BC				107.12112BC			
	M16x1.5			102.11112ND				107.12112ND			
	M18x1.5			102.11112NE				107.12112NE			

(S) 13 - 1/2"



STANDARD MALE MODELS

STANDARD FEMALE MODELS

(S)	ØA	L		REF.	CH2	L2	ØD	REF.	CH1	L1	ØF
10	3/8" BSP	114		102.11113AC	27	60	20.56	107.12113AC	27	76	37.80
	1/2" BSP	114		102.11113AD	27	60		107.12113AD	27	76	
	3/4" NPTF	118		102.11113BE	30	62		107.12113BE	30	78	
	M14x1.5	114		102.11113NC	27	60		107.12113NC	27	76	
	M16x1.5	114		102.11113ND	27	60		107.12113ND	27	76	
	M18x1.5	114		102.11113NE	27	60		107.12113NE	27	76	
	M22x1.5	118		102.11113NG	27	62		107.12113NG	27	76	
	3/4" - 16h UNF (ORB)	114		102.11113GF	27	60		107.12113GF	27	76	
	7/8" - 14h UNF (ORB)	114		102.11113GH	27	60		107.12113GH	27	76	
	3/4" - 16h UNF (ORB)	128		102.11113GFA	27	67		107.12113GFA	27	83	



107 SERIES PSM

PLUGS
& CAPS



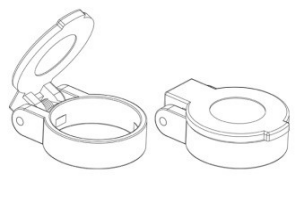
Designed to protect Female (coupler) and Male (Nipple) parts while they are disconnected.
Size 13 – 1/2" manufactured according to ISO 7241-A & ISO 5675 norms

MODEL STRUCTURE / DIMENSIONS


Example:

105.5413 AA

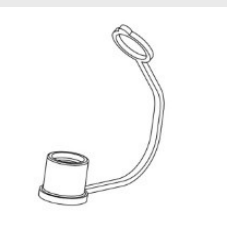
Series	Material	Part	Color	Size (S)	Type
101.	5 Plastic	3 Plug	0 Plain Metal	2 10 3/8"	AA
105.		4 Cap	1 Red	3 13 1/2"	
			2 Blue		
			3 Yellow		
			4 Green		
			5 Black		
			6 White		



AUTOMATIC CAP						
(S)	RED	BLUE	YELLOW	GREEN	BLACK	WHITE
10	105.5412AA	*	*	*	*	*
13	105.5413AA	*	*	*	*	*



PLUG (Coupler)						
(S)	RED	BLUE	YELLOW	GREEN	BLACK	WHITE
10	101.5312AA	*	*	*	*	*
13	101.5313AA	*	*	*	*	*



CAP (Nipple)						
(S)	RED	BLUE	YELLOW	GREEN	BLACK	WHITE
10	101.5412AA	*	*	*	*	*
13	101.5413AA	*	*	*	*	*

* Not available, only size 13-1/2 "on minimum order.